Biotinylated Human LILRB1/CD85j/ILT2 Protein

Cat. No. LIL-HM4B1B

Description

Source	Recombinant Biotinylated Human LILRB1/CD85j/ILT2 Protein is expressed from HEK293 with His tag and Avi tag at the C-Terminus.
	It contains Gly24-His458.
Accession	Q8NHL6-1
Molecular Weight	The protein has a predicted MW of 50 kDa. Due to glycosylation, the protein migrates to 65-75 kDa based on Bis-Tris PAGE result.
Endotoxin	Less than 1EU per μg by the LAL method.
Purity	> 95% as determined by Bis-Tris PAGE
	> 95% as determined by HPLC

Formulation and Storage

Formulation	Lyophilized from 0.22μm filtered solution in PBS (pH 7.4). Normally 8% trehalose is added as protectant before lyophilization.
Reconstitution	Centrifuge the tube before opening. Reconstituting to a concentration more than 100 μg/ml is recommended. Dissolve the lyophilized protein in distilled water.
Storage	-20 to -80°C for 12 months as supplied from date of receipt. -80°C for 3 months after reconstitution. Recommend to aliquot the protein into smaller quantities for optimal storage. Please minimize freeze-thaw cycles.

Background

LILRB1, also known as CD85j and ILT2, is a 110 kDa transmembrane glycoprotein in the LILR immunoregulatory protein family. Mature human LILRB1 consists of a 438 amino acid (aa) extracellular domain (ECD) with 4 tandem Ig-like domains, a 21 aa transmembrane segment, and a 168 aa cytoplasmic domain with 4 inhibitory ITIM motifs.LILRB1 is a receptor for class I MHC antigens. Recognizes a broad spectrum of HLA-A, HLA-B, HLA-C, HLA-G and HLA-F alleles. Receptor for H301/UL18, a human cytomegalovirus class I MHC homolog. Ligand binding results in inhibitory signals and down-regulation of the immune response.

Assay Data

Bis-Tris PAGE

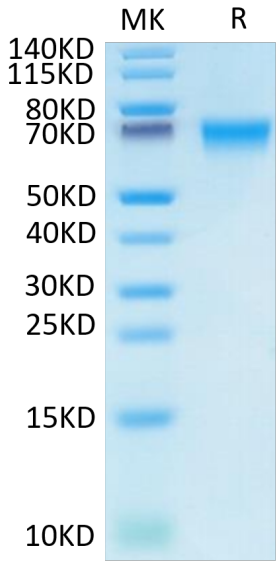

Biotinylated Human LILRB1 on Bis-Tris PAGE under reduced condition. The purity is greater than 95%.

SEC-HPLC

Assay Data

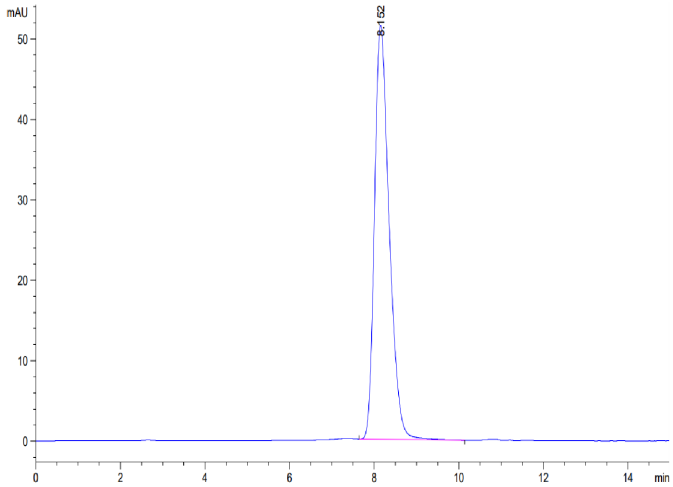

The purity of Biotinylated Human LILRB1 is greater than 95% as determined by SEC-HPLC.

ELISA Data

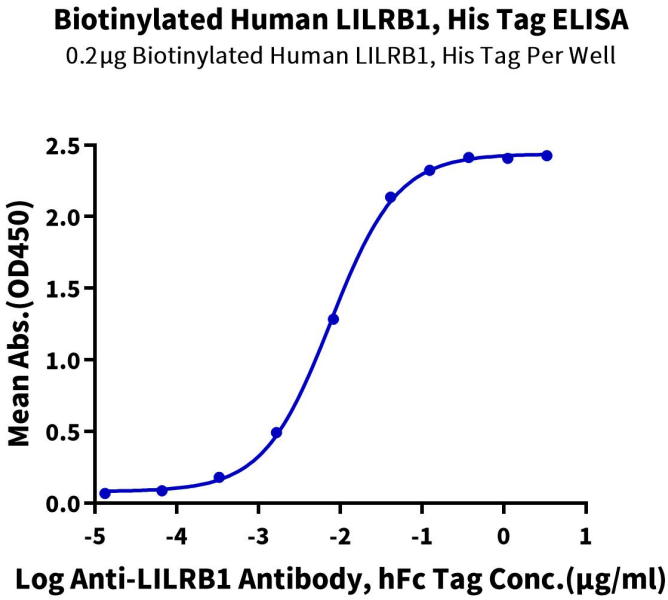

Immobilized Biotinylated Human LILRB1, His Tag at 2μg/ml (100μl/well) on the streptavidin precoated plate (5μg/ml). Dose response curve for Anti-LILRB1 Antibody, hFc Tag with the EC50 of 7.5ng/ml determined by ELISA.